


Introductory sub-table (1)(a)

Name of the Company: BCL Enterprises Limited

Scrip Code, Name of the scrip, class of security: Equity Shares

For the quarter ended: 31st March, 2015

Partly paid-up shares:-	No. of partly paid-up shares	As a % of total no. of partly paid-up shares	As a % of total no. of shares of the company
Held by promoter/promoter group	0	0	0
Held by public	0	0	0
Total	0	0	0
Outstanding convertible securities:-	No. of outstanding securities	As a % of total no. of outstanding convertible securities	As a % of total no. of shares of the company, assuming full conversion of the convertible securities
Held by promoter/promoter group	0	0	0
Held by public	0	0	0
Total	0	0	0
Warrants:-	No. of warrants	As a % of total no. of warrants	As a % of total no. of shares of the company, assuming full conversion of warrants
Held by promoter/promoter group	0	0	0
Held by public	0	0	0
Total	0	0	0
Total paid-up capital of the company, assuming full conversion of warrants and convertible securities	5830000		0



Category of Shareholder	Number of Shareholders of Shares	Total Number of Shares	Total Shareholding as a percentage of total number of shares	Number of Shares	AS a percentage of AS
Shareholding of Promoter and Promoter Group					
1. Individual					
(a) Individual Investor	3	212500	3.99	3.99	0.00
(b) Central Government Share (Government)	0	0	0.00	0.00	0.00
(c) Public Corporation	0	0	0.00	0.00	0.00
(d) Financial Institutions - Banks	0	0	0.00	0.00	0.00
(e) Non-Financial Institutions	0	0	0.00	0.00	0.00
(f) Foreign Shareholders	0	0	0.00	0.00	0.00
(g) Other Shareholders	0	0	0.00	0.00	0.00
Sub Total (A1)	3	212500	3.99	3.99	0.00
2. Partnership					
(a) Partnership (New Partners)	0	0	0.00	0.00	0.00
(b) Partnership (Existing)	0	0	0.00	0.00	0.00
(c) Partnership (Former)	0	0	0.00	0.00	0.00
(d) Partnership (Foreign Investor)	0	0	0.00	0.00	0.00
(e) Partnership (Other Shareholders)	0	0	0.00	0.00	0.00
Sub Total (A2)	0	0	0.00	0.00	0.00
Total Shareholding of Promoter and Promoter Group (A = A1 + A2)	3	212500	3.99	3.99	0.00
3. Public Shareholding					
(a) Indian Public	0	0	0.00	0.00	N/A
(b) Foreign Public (FPI)	0	0	0.00	0.00	N/A
(c) Financial Institutions - Banks	0	0	0.00	0.00	N/A
(d) Central Government Share (Government)	0	0	0.00	0.00	N/A
(e) Venture Capital Funds	0	0	0.00	0.00	N/A
(f) Insurance Companies	0	0	0.00	0.00	N/A
(g) Foreign Institutional Investors	0	0	0.00	0.00	N/A
(h) Foreign Venture Capital Investors	0	0	0.00	0.00	N/A
(i) Qualified Foreign Investor (QFI)	0	0	0.00	0.00	N/A
(j) Other (Other Shareholders)	0	0	0.00	0.00	N/A
Sub Total (B1)	0	0	0.00	0.00	N/A
4. Non-Shareholders					
(a) Public Depositor	0	0	0.00	0.00	N/A
(b) Depositor	0	0	0.00	0.00	N/A
(c) Depositor (Shareholder)	0	0	0.00	0.00	N/A
(d) Depositor (Shareholder)	0	0	0.00	0.00	N/A
(e) Depositor (Shareholder)	0	0	0.00	0.00	N/A
(f) Depositor (Shareholder)	0	0	0.00	0.00	N/A
(g) Depositor (Shareholder)	0	0	0.00	0.00	N/A
(h) Depositor (Shareholder)	0	0	0.00	0.00	N/A
(i) Depositor (Shareholder)	0	0	0.00	0.00	N/A
(j) Depositor (Shareholder)	0	0	0.00	0.00	N/A
(k) Depositor (Shareholder)	0	0	0.00	0.00	N/A
(l) Depositor (Shareholder)	0	0	0.00	0.00	N/A
(m) Depositor (Shareholder)	0	0	0.00	0.00	N/A
(n) Depositor (Shareholder)	0	0	0.00	0.00	N/A
(o) Depositor (Shareholder)	0	0	0.00	0.00	N/A
(p) Depositor (Shareholder)	0	0	0.00	0.00	N/A
(q) Depositor (Shareholder)	0	0	0.00	0.00	N/A
(r) Depositor (Shareholder)	0	0	0.00	0.00	N/A
(s) Depositor (Shareholder)	0	0	0.00	0.00	N/A
(t) Depositor (Shareholder)	0	0	0.00	0.00	N/A
(u) Depositor (Shareholder)	0	0	0.00	0.00	N/A
(v) Depositor (Shareholder)	0	0	0.00	0.00	N/A
(w) Depositor (Shareholder)	0	0	0.00	0.00	N/A
(x) Depositor (Shareholder)	0	0	0.00	0.00	N/A
(y) Depositor (Shareholder)	0	0	0.00	0.00	N/A
(z) Depositor (Shareholder)	0	0	0.00	0.00	N/A
Sub Total (B2)	0	0	0.00	0.00	N/A
5. Grand Total (A+B)	3	212500	3.99	3.99	0.00
6. Grand Total (A+B+C)	3	212500	3.99	3.99	0.00



Sr.No	Notes
1	
2	
3	
4	
5	
6	
7	
8	
9	



(1)(b) Statement showing holding of securities (including shares, warrants, convertible securities) of persons belonging to the category "Promoter and Promoter Group"

Sr.	Name of the shareholder	Details of Shares held			Encumbered shares (*)		Details of warrants		Details of convertible securities		Total shares (including underlying shares assuming full conversion of warrants and convertible securities) as a % of diluted share capital
		Number of shares held	As a % of grand total (A)+(B)+(C)	No.	As a percentage	As a % of grand total (A)+(B)+(C) of sub-clause (I)(a)	Number of warrants held	As a % of total number of warrants of the same class	Number of convertible securities held	As a % of total number of convertible securities of the same class	
No.	(i)	(ii)	(iv)	(v)	(vi)=(v)/(iii)*100	(vii)	(viii)	(ix)	(x)	(xi)	(xii)
1	Karan Sarda	26000	0.45		0.00	0.00	0	0	0	0	0
2	Nakul Sarda	26200	0.45		0.00	0.00	0	0	0	0	0
3	Sunita Sarda	38400	0.66		0.00	0.00	0	0	0	0	0
4	M.K. Sharda	52000	0.89		0.00	0.00	0	0	0	0	0
5	M.K. Sharda H.U.F.	90000	1.54		0.00	0.00	0	0	0	0	0
TOTAL		232600	3.99	0	0.00	0.00	0	0	0	0	0

(*) The term "encumbrance" has the same meaning as assigned to it in regulation 28(3) of the SAST Regulations, 2011



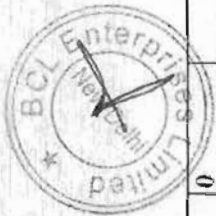
(Disc#) Statement showing holding of securities (including shares, warrants, convertible securities) of persons belonging to the category "Public" and holding more than 1% of the total number of shares

Sr. No.	Name of the shareholder	Number of shares held	Shares as a percentage of total number of shares (i.e. Grand Total (A)-(B)-(C) indicated in Statement at para (Xa) above)	Details of warrants		Details of convertible securities		Total shares (including underlying shares assuming full conversion of warrants and convertible securities) as a % of diluted share capital
				Number of warrants held	As a % of total number of warrants of the same class	Number of convertible securities held	% w.r.t total number of convertible securities of the same class	
1	Vandita Saraf	550000	9.43	0	0	0	0	0
2	Krishan Kumar	300000	5.14	0	0	0	0	0
3	Sanjeev Agarwal	300000	5.14	0	0	0	0	0
4	Deepti Agarwal	300000	5.14	0	0	0	0	0
5	Sanjeev Agarwal Huf	300000	5.14	0	0	0	0	0
6	Rajiv Yadav	170000	2.92	0	0	0	0	0
7	Gaurang Agarwal	150000	2.57	0	0	0	0	0
8	Ramesh Kumar Verma (HUF)	100000	1.72	0	0	0	0	0
9	Rajmeh Verma (HUF)	100000	1.72	0	0	0	0	0
10	Bandar Agarwal	100000	1.72	0	0	0	0	0
11	Sanjay Kumar Jain	80000	1.37	0	0	0	0	0
12	Pulkit Chawla	80000	1.37	0	0	0	0	0
13	Suresh Chand Agarwal	70000	1.2	0	0	0	0	0
14	Vinod Kumar Singhal (HUF)	70000	1.2	0	0	0	0	0
15	Anil Kumar Singhal	70000	1.2	0	0	0	0	0
16	Rishabh Jain	70000	1.2	0	0	0	0	0
17	Sanjeev Jain (HUF)	70000	1.2	0	0	0	0	0
18	Pankaj Jain (HUF)	70000	1.2	0	0	0	0	0
19	Sahil Aeran (HUF)	80000	1.37	0	0	0	0	0
20	Gokul Gupta	80000	1.37	0	0	0	0	0
21	Sushil Kumar Goyal	100000	1.72	0	0	0	0	0
22	Sri Ram Goyal	100000	1.72	0	0	0	0	0
23	Bishan Dass Goyal	100000	1.72	0	0	0	0	0
24	Gagan Goyal	100000	1.72	0	0	0	0	0
25	Ashwaj Goyal	100000	1.72	0	0	0	0	0
26	Navind Goyal	100000	1.72	0	0	0	0	0
27	Dhiraj Goyal	100000	1.72	0	0	0	0	0
28	Chandan Goyal	100000	1.72	0	0	0	0	0
29	Atul Kumar Jain	60000	1.03	0	0	0	0	0
30	Anil Kumar Jain	60000	1.03	0	0	0	0	0
31	Sangeeta Jain	60000	1.03	0	0	0	0	0
TOTAL		4090000	70.17	0	0	0	0	0



(1)(c)(ii) Statement showing holding of securities (including shares, warrants, convertible securities) of persons (together with PAC) belonging to the category "Public" and holding more than 5% of the total number of shares of the company

Sr. No.	Name(s) of the shareholder(s) and the Persons Acting in Concert (PAC) with them	Number of shares	Shares as a percentage of total number of shares i.e., Grand Total (A)+(B)+(C) indicated in Statement at para (1)(a) above}	Details of warrants		Details of convertible securities		Total shares (including underlying shares assuming full conversion of warrants and convertible securities) as a % of diluted share capital
				Number of warrants	As a % total number of warrants of the same class	Number of convertible securities held	% w.r.t total number of convertible securities of the same class	
1	Vandita Saraf	550000	9.434	0	0	0	0	0
2	Krishan Kumar	300000	5.146	0	0	0	0	0
3	Sanjeev Agarwal	300000	5.146	0	0	0	0	0
4	Deepti Agarwal	300000	5.146	0	0	0	0	0
5	Sanjeev Agarwal Huf	300000	5.146	0	0	0	0	0
TOTAL		1750000	30.02	0	0	0	0	0




(b)(d) Statement showing details of locked-in shares

Sr. No.	Name of the shareholder	Number of locked-in shares	Locked-in shares as a percentage of total number of shares i.e., Grand Total (A)-(B)+(C) indicated in Statement at para (1)(a) above)
1	Vandita Saraf	550000	9.43
2	Krishan Kumar	300000	5.14
3	Sanjeev Agarwal	300000	5.14
4	Deepi Agarwal	300000	5.14
5	Sanjeev Agarwal HUF	300000	5.14
6	Rajat Yadav	170000	2.92
7	Gaurang Agarwal	150000	2.57
8	Ramesh Kumar Verma (HUF)	100000	1.72
9	Rajneesh Verma (HUF)	100000	1.72
10	Barinder Agarwal	100000	1.72
11	Sanjay Kumar Jain	80000	1.37
12	Pulkit Chawla	80000	1.37
13	Suresh Chand Agarwal	70000	1.2
14	Vinod Kumar Singhal (HUF)	70000	1.2
15	Anil Kumar Singhal	70000	1.2
16	Rishabh Jain	70000	1.2
17	Sanjeev Jain (HUF)	70000	1.2
18	Pankaj Jain (HUF)	70000	1.2
19	Sunder Lal Jawa	50000	0.858
20	Ashok Kumar Jawa	50000	0.858
21	Salit Aecan (HUF)	80000	1.37
22	Gokul Gupta	80000	1.37
23	Raj Kumar Jawa	50000	0.857
24	Yog Raj Arora	50000	0.858
25	Rajesh Sood	50000	0.858
26	Deepak Gupta	50000	0.858
27	Sushil Kumar Goyal	100000	1.72
28	Sri Ram Goyal	100000	1.72
29	Bishan Dass Goyal	100000	1.72
30	Gagan Goyal	100000	1.72
31	Ahvey Goyal	100000	1.72
32	Ayind Goyal	100000	1.72
33	Dhruv Goyal	100000	1.72
34	Charndi Goyal	100000	1.72
35	Preetinder Kaur	50000	0.858
36	Atul Kumar Jain	60000	1.03
37	Anil Kumar Jain	60000	1.03
38	Sangeeta Jain	60000	1.03
39	Sir edha Gupta	50000	0.858
40	Sanjeev Gupta (HUF)	50000	0.858
41	Neelam Karwal	50000	0.858
42	Tarun Karwal	50000	0.858
43	Pankaj Bhutani	50000	0.858
44	Pankaj Bhutani (HUF)	50000	0.858
45	Sudhansh Chandra	50000	0.858
46	Sumi Jain (HUF)	40000	0.68
TOTAL		4830000	82.85



(11)(a) Statement showing details of Depository Receipts (DRs)

Sr. No.	Type of outstanding DR (ADRs, GDRs, SDRs, etc.)	Number of outstanding DRs	Number of shares underlying outstanding DRs	Shares underlying outstanding DRs as a percentage of total number of shares {i.e., Grand Total (A)+(B)+(C) indicated in Statement at para (1)(a) above}
1	N.A.	0	0	0.00
2	N.A.	0	0	0.00
3	N.A.	0	0	0.00
4	N.A.	0	0	0.00
TOTAL		0	0	0.00



(11)(b) Statement showing holding of Depository Receipts (DRs), where underlying shares held by "promoter/promoter group" are in excess of 1% of the total number of shares

Sr. No.	Name of the DR Holder	Type of outstanding DR (ADRs, GDRs, SDRs, etc.)	Number of shares underlying outstanding DRs	Shares underlying outstanding DRs as a percentage of total number of shares (i.e., Grand Total (A)+(B)+(C) indicated in Statement at para (I)(a) above)
1	N.A.	0	0	0.00
2	N.A.	0	0	0.00
3	N.A.	0	0	0.00
4	N.A.	0	0	0.00
TOTAL			0	0.00

