

BCL ENTERPRISES LIMITED
CIN-L26102DL1985PLC021467
(Formerly Balaji Commercial Limited)
Regd. Off: 510, Arunachal Building, 19 Barakhamba Road, New Delhi- 110 001
Tel. No.:(011) 23320370/71
Email:bclenterprisesltd@gmail.com **Website: www.bclenterprisesltd.com**


Introductory sub-table I)(a)

Name of the Company: BCL Enterprises Limited


Scrip Code, Name of the scrip, class of security: Equity Shares

For the quarter ended: 30th June, 2015

Partly paid-up shares:-	No. of partly paid-up shares	As a % of total no. of partly paid-up shares	As a % of total no. of shares of the company
Held by promoter/promoter group	0	0	0
Held by public	0	0	0
Total	0	0	0
Outstanding convertible securities:	No. of outstanding securities	As a % of total no. of outstanding convertible securities	As a % of total no. of shares of the company, assuming full conversion of the convertible securities
Held by promoter/promoter group	0	0	0
Held by public	0	0	0
Total	0	0	0
Warrants:-	No. of warrants	As a % of total no. of warrants	As a % of total no. of shares of the company, assuming full conversion of warrants
Held by promoter/promoter group	0	0	0
Held by public	0	0	0
Total	0	0	0
Total paid-up capital of the company, assuming full conversion of warrants and convertible securities	58300000	0	0




Statement Showing Shareholding Pattern								
Category code	Category of Shareholder	Number of Shareholders	Table (I)(a)		Total shareholding as a percentage of total number of shares		Shares Pledged or otherwise encumbered	
			Total number of shares	Number of shares held in dematerialized form	As a percentage of (A+B) ¹	As a percentage of (A+B+C)	Number of shares	As a percentage
(I)	(II)	(III)	(IV)	(V)	(VI)	(VII)	(VIII)	(IX) = (VIII)/(IV)*100
(A)	Shareholding of Promoter and Promoter Group ²							
1	Indian							
(a)	Individuals/ Hindu Undivided Family	5	232600	206600	3.99	3.99	0	0.00
(b)	Central Government/ State Government(s)	0	0	0	0.00	0.00	0	0.00
(c)	Bodies Corporate	0	0	0	0.00	0.00	0	0.00
(d)	Financial Institutions/ Banks	0	0	0	0.00	0.00	0	0.00
(e)	Any Others(Specify)	0	0	0	0.00	0.00	0	0.00
	Sub Total(A)(1)	5	232600	206600	3.99	3.99	0	0.00
2	Foreign							
a	Individuals (Non-Residents Individuals/ Foreign Individuals)	0	0	0	0.00	0.00	0	0.00
b	Bodies Corporate	0	0	0	0.00	0.00	0	0.00
c	Institutions	0	0	0	0.00	0.00	0	0.00
d	Qualified Foreign Investor	0	0	0	0.00	0.00	0	0.00
e	Any Others(Specify)	0	0	0	0.00	0.00	0	0.00
	Sub Total(A)(2)	0	0	0	0.00	0.00	0	0.00
	Total Shareholding of Promoter and Promoter Group (A)= (A)(1)+(A)(2)	5	232600	206600	3.99	3.99	0	0.00
(B)	Public shareholding							
1	Institutions							
(a)	Mutual Funds/ UTI	0	0	0	0.00	0.00	0	0.00
(b)	Financial Institutions/ Banks	0	0	0	0.00	0.00	0	0.00
(c)	Central Government/ State Government(s)	0	0	0	0.00	0.00	0	0.00
(d)	Venture Capital Funds	0	0	0	0.00	0.00	0	0.00
(e)	Insurance Companies	0	0	0	0.00	0.00	0	0.00
(f)	Foreign Institutional Investors	0	0	0	0.00	0.00	0	0.00
(g)	Foreign Venture Capital Investors	0	0	0	0.00	0.00	0	0.00
(h)	Qualified Foreign Investor	0	0	0	0.00	0.00	0	0.00
(i)	Any Other (specify)	0	0	0	0.00	0.00	0	0.00
	Sub-Total (B)(1)	0	0	0	0.00	0.00	0	0.00
B 2	Non-institutions							
(a)	Bodies Corporate	0	0	0	0.00	0.00	0	0.00
(b)	Individuals							
I	Individuals -i. Individual shareholders holding nominal share capital up to Rs 1 lakh	562	321600	0	5.52	5.52	0	0.00
II	ii. Individual shareholders holding nominal share capital in excess of Rs 1 lakh.	68	5275800	4970800	90.49	90.49	0	0.00
(c)	Qualified Foreign Investor	0	0	0	0	0	0	0.00
(d)	Any Other (specify)	0	0	0	0	0	0	0.00
	Sub-Total (B)(2)	630	5597400	4970800	96.01	96.01	0	0.00
(B)	Total Public Shareholding (B)= (B)(1)+(B)(2)	630	5597400	4970800	96.01	96.01	0	0.00
	TOTAL (A)+(B)	635	5830000	5177400	100.00	100.00	0	0.00
(C)	Shares held by Custodians and against which Depository Receipts have been issued							
1	Promoter and Promoter Group	0	0	0	0	0.00	0	0.00
2	Public	0	0	0	0	0.00	0	0.00
	Sub-Total (C)	0	0	0	0	0	0	0.00
	GRAND TOTAL (A)+(B)+(C)	635	5830000	5177400	100.00	100.00	0	0.00



(I)(b) Statement showing holding of securities (including shares, warrants, convertible securities) of persons belonging to the category "Promoter and Promoter Group"

Sr.	Name of the shareholder	Details of Shares held		Encumbered shares (*)			Details of warrants		Details of convertible securities		Total shares (including underlying shares assuming full conversion of warrants and convertible securities) as a % of diluted share capital
		Number of shares held	As a % of grand total (A) +(B) +(C)	No.	As a percentage	As a % of grand total (A)+(B)+(C) of sub-clause (I)(a)	Number of warrants held	As a % total number of warrants of the same class	Number of convertible securities held	As a % total number of convertible securities of the same class	
No.	(i)	(ii)	(iv)	(v)	(vi)=(v)/(ii)*100	(vii)	(viii)	(ix)	(x)	(xi)	(xii)
1	Karan Sharda	26000	0.45	0	0.00	0.00	0	0	0	0	0
2	Nakul Sharda	26200	0.45	0	0.00	0.00	0	0	0	0	0
3	Sunita Sharda	38400	0.66	0	0.00	0.00	0	0	0	0	0
4	Mahendra Kumar Sharda	52000	0.89	0	0.00	0.00	0	0	0	0	0
5	Mahendra Kumar Sharda H.U.F	90000	1.54	0	0.00	0.00	0	0	0	0	0
TOTAL		232600	3.99	0	0.00	0.00	0	0	0	0	0

(*) The term "encumbrance" has the same meaning as assigned to it in regulation 28(3) of the SAST Regulations, 2011



(I)(c)(i) Statement showing holding of securities (including shares, warrants, convertible securities) of persons belonging to the category "Public" and holding more than 1% of the total number of shares


Sr. No.	Name of the shareholder	Number of shares held	Shares as a percentage of total number of shares (i.e., Grand Total (A)+(B)+(C) indicated in Statement at para (I)(a) above)	Details of warrants		Details of convertible securities		Total shares (including underlying shares assuming full conversion of warrants and convertible securities) as a % of diluted share capital
				Number of warrants held	As a % total number of warrants of the same class	Number of convertible securities held	% w.r.t total number of convertible securities of the same class	
1	Vandita Saraf	550000	9.43	0	0	0	0	0
2	Krishan Kumar	300000	5.14	0	0	0	0	0
3	Sanjeev Agarwal	300000	5.14	0	0	0	0	0
4	Deepthi Agarwal	300000	5.14	0	0	0	0	0
5	Sanjeev Agarwal Huf	300000	5.14	0	0	0	0	0
6	Rajat Yadav	170000	2.92	0	0	0	0	0
7	Gaurang Agarwal	150000	2.57	0	0	0	0	0
8	Ramesh Kumar Verma (HUF)	100000	1.72	0	0	0	0	0
9	Rajneesh Verma (HUF)	100000	1.72	0	0	0	0	0
10	Barinder Agarwal	100000	1.72	0	0	0	0	0
11	Sanjay Kumar Jain	80000	1.37	0	0	0	0	0
12	Pulkit Chawla	80000	1.37	0	0	0	0	0
13	Suresh Chand Agarwal	70000	1.2	0	0	0	0	0
14	Vinod Kumar Singhal (HUF)	70000	1.2	0	0	0	0	0
15	Anil Kumar Singhal	70000	1.2	0	0	0	0	0
16	Rishabh Jain	70000	1.2	0	0	0	0	0
17	Sanjeev Jain (HUF)	70000	1.2	0	0	0	0	0
18	Pankaj Jain (HUF)	70000	1.2	0	0	0	0	0
19	Salil Aeran (HUF)	80000	1.37	0	0	0	0	0
20	Gokul Gupta	80000	1.37	0	0	0	0	0
21	Sushil Kumar Goyal	100000	1.72	0	0	0	0	0
22	Sri Ram Goyal	100000	1.72	0	0	0	0	0
23	Bishan Dass Goyal	100000	1.72	0	0	0	0	0
24	Gagan Goyal	100000	1.72	0	0	0	0	0
25	Abhey Goyal	100000	1.72	0	0	0	0	0
26	Arvind Goyal	100000	1.72	0	0	0	0	0
27	Dhrav Goyal	100000	1.72	0	0	0	0	0
28	Chandni Goyal	100000	1.72	0	0	0	0	0
29	Atul Kumar Jain	60000	1.03	0	0	0	0	0
30	Anil Kumar Jain	60000	1.03	0	0	0	0	0
31	Sangeeta Jain	60000	1.03	0	0	0	0	0
TOTAL		4090000	70.17	0	0	0	0	0




(I)(c)(ii) Statement showing holding of securities (including shares, warrants, convertible securities) of persons (together with PAC) belonging to the category "Public" and holding more than 5% of the total number of shares of the company								
Sr. No.	Name(s) of the shareholder(s) and the Persons Acting in Concert (PAC) with them	Number of shares	Shares as a percentage of total number of shares {i.e., Grand Total (A)+(B)+(C) indicated in Statement at para (I)(a) above}	Details of warrants		Details of convertible securities		Total shares (including underlying shares assuming full conversion of warrants and convertible securities) as a % of diluted share capital
				Number of warrants	As a % total number of warrants of the same class	Number of convertible securities held	% w.r.t total number of convertible securities of the same class	
1	Vandita Saraf	550000	9.43	0	0	0	0	0
2	Krishan Kumar	300000	5.15	0	0	0	0	0
3	Sanjeev Agarwal	300000	5.15	0	0	0	0	0
4	Deepti Agarwal	300000	5.15	0	0	0	0	0
5	Sanjeev Agarwal Huf	300000	5.15	0	0	0	0	0
TOTAL		1750000	30.02	0	0	0	0	0



(I)(d) Statement showing details of locked-in shares			
Sr. No.	Name of the shareholder	Number of locked-in shares	Locked-in shares as a percentage of total number of shares (i.e., Grand Total (A)+(B)+(C) indicated in Statement at para (I)(a) above)
1	Vandita Saraf	550000	9.43
2	Krishan Kumar	300000	5.14
3	Sanjeev Agarwal	300000	5.14
4	Deepti Agarwal	300000	5.14
5	Sanjeev Agarwal Huf	300000	5.14
6	Rajat Yadav	170000	2.92
7	Gaurang Agarwal	150000	2.57
8	Ramesh Kumar Verma (HUF)	100000	1.72
9	Rajneesh Verma (HUF)	100000	1.72
10	Barinder Agarwal	100000	1.72
11	Sanjay Kumar Jain	80000	1.37
12	Pulkit Chawla	80000	1.37
13	Suresh Chand Agarwal	70000	1.20
14	Vinod Kumar Singhal (HUF)	70000	1.20
15	Anil Kumar Singhal	70000	1.20
16	Rishabh Jain	70000	1.20
17	Sanjeev Jain (HUF)	70000	1.20
18	Pankaj Jain (HUF)	70000	1.20
19	Sunder Lal Jawa	50000	0.86
20	Ashok Kumar Jawa	50000	0.86
21	Salil Aeran (HUF)	80000	1.37
22	Gokul Gupta	80000	1.37
23	Raj Kumar Jawa	50000	0.86
24	Yog Raj Arora	50000	0.86
25	Rajesh Sood	50000	0.86
26	Deepak Gupta	50000	0.86
27	Sushil Kumar Goyal	100000	1.72
28	Sri Ram Goyal	100000	1.72
29	Bishan Dass Goyal	100000	1.72
30	Gagan Goyal	100000	1.72
31	Abhey Goyal	100000	1.72
32	Arvind Goyal	100000	1.72
33	Dhruv Goyal	100000	1.72
34	Chandni Goyal	100000	1.72
35	Preetinder Kaur	50000	0.86
36	Atul Kumar Jain	60000	1.03
37	Anil Kumar Jain	60000	1.03
38	Sangeeta Jain	60000	1.03
39	Shradha Gupta	50000	0.86
40	Sanjeev Gupta (HUF)	50000	0.86
41	Neelam Karwal	50000	0.86
42	Tarun Kanwar	50000	0.86
43	Pankaj Bhutani	50000	0.86
44	Pankaj Bhutani (HUF)	50000	0.86
45	Subhash Chandra	50000	0.86
46	Sunil Jain (HUF)	40000	0.68
TOTAL		4830000	82.85



(II)(a) Statement showing details of Depository Receipts (DRs)				
Sr. No.	Type of outstanding DR (ADRs, GDRs, SDRs, etc.)	Number of outstanding DRs	Number of shares underlying outstanding DRs	Shares underlying outstanding DRs as a percentage of total number of shares (i.e., Grand Total (A)+(B)+(C) indicated in Statement at para (I)(a) above)
1	N.A.	0	0	0.00
2	N.A.	0	0	0.00
3	N.A.	0	0	0.00
4	N.A.	0	0	0.00
TOTAL		0	0	0.00



(II)(b) Statement showing holding of Depository Receipts (DRs), where underlying shares held by "promoter/promoter group" are in excess of 1% of the total number of shares				
Sr. No.	Name of the DR Holder	Type of outstanding DR (ADRs, GDRs, SDRs, etc.)	Number of shares underlying outstanding DRs	Shares underlying outstanding DRs as a percentage of total number of shares {i.e., Grand Total (A)+(B)+(C) indicated in Statement at para (I)(a) above}
1	N.A.	0	0	0.00
2	N.A.	0	0	0.00
3	N.A.	0	0	0.00
4	N.A.	0	0	0.00
TOTAL			0	0.00

